




# HANDLING MANUAL

---



METAL INSULATED PANELS

-ROXUL®

-Expanded Polystyrene

## Insulated Metal Panels - London Eco-Metal Manufacturing Inc.

### **Limitations:**

Prior to using any of the following instruction procedures the installer should:

- ⇒ Verify compliance with all applicable federal, provincial and local codes.
- ⇒ Be sure that safe working practices are strictly observed.
- ⇒ Carefully review all documents and installation drawings associated with the project.
- ⇒ Check with general contractor, design engineer, architect and owner to ensure the suggested procedures are suitable for each installation.
- ⇒ Follow all safety regulations.
- ⇒ Recognize if any components are to be used as a substitute of those supplied by Eco-Metal may require different procedures than those recommended.
- ⇒ Check state of framing materials, structures, and mid-wall girts.
- ⇒ Examine substrate to ensure that all supporting members are straight, level and true. Do not start work until unsatisfactory conditions have been fixed.

Eco-Metal Manufacturing Inc. is NOT responsible for any claims arising from lack of water tightness as a result of not following suggested typical detail drawings.

It is the responsibility of the designer, general contractor and installer that the details used meet building requirements and ensure water tightness.

- ⇒ In **industrial applications**, support alignment shall not differ more than 6mm in any 6m length in any direction. The support alignment shall not differ more than 19mm from the girt plane at any point on the wall.
- ⇒ In **architectural applications**, support alignment shall not differ more than 6mm in any 6m length in any direction. The total alignment envelope shall not be more than 12mm from the theoretical location over the entire wall, except corners and soffits.

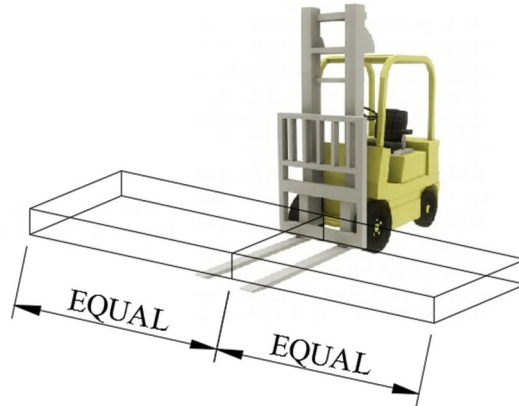
### **Storage & Handling:**

Customers are required to have enough storage space to receive packages. When Eco-Metal insulated panels are shipped to the site customers are required to do a full inspection. They must ensure numbers on the package slip correspond to what they received. If there are any problems or damaged items, make note on the bill of lading when signing for delivery approval and contact Eco-Metal right away. Please take photos of any damages upon arrival.

Unloading tips:

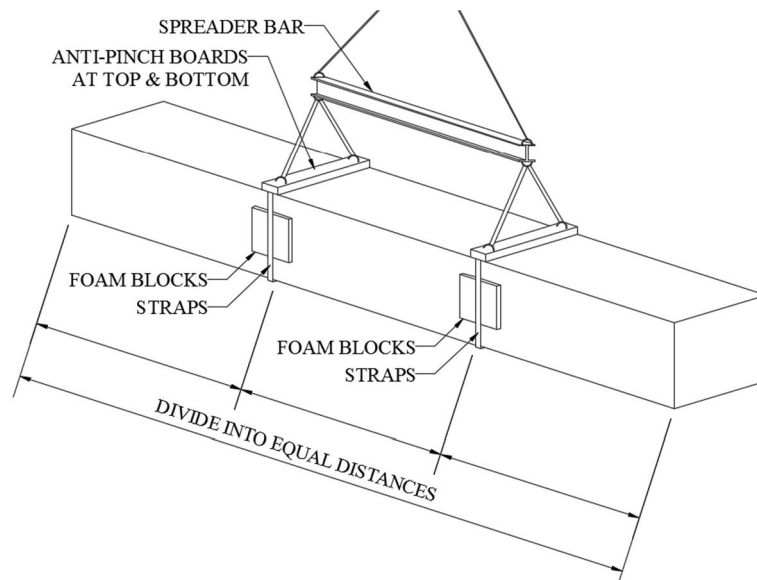
- ⇒ If panel bundles are more than 15ft. in length, the forks shall be placed under the CENTER of the packages. (SEE IMAGE TOP OF NEXT PAGE)
- ⇒ When unloading bundles more than 15ft. two or more lifting points are required due to increased weight.
- ⇒ When lifting, blocking or spacers should be used to protect panels from forklift blades.

More than 15ft.  
CENTER bundles



**When a Crane is REQ'D:**

Reinforced nylon straps must be located at a minimum of 2 points along the bundle. When bundles more than 15ft. are lifted by crane use a spreader bar between the straps. Suitable stiff inserts should be at sling locations to protect panels from damage.



**Plastic Wrapped Bundles:**

- ⇒ Can withstand TEMPORARY outdoor storage (not longer than 3 weeks).
- ⇒ Do not remove until components are ready for erection on job site.
- ⇒ Keep away from standing water or drifting snow.
- ⇒ Ventilation can be enhanced by making small slits along bottom of bundle.
- ⇒ Inspect panels daily for moisture and restack if they contain moisture.
- ⇒ If panels are not used in 3 weeks they must be tarped, protected or stored indoors.
- ⇒ Store all flashing and accessories in a secure area away from damage, weather & theft.
- ⇒ Not to be exposed to sun for more than 1 week, may bond to metal.
- ⇒ Remove from corner and pull at 45° angle, if metal face appears sticky, wash with a soft cloth and water.

### **Handling Panels Individually:**

- ⇒ Be sure to carry panels in the flat position, not vertically. **ONLY** lift from bottom face.
- ⇒ Panels should be lifted by a sufficient number of workers equally spaced at each edge
- ⇒ Workers must all lift together to assure the panel does not sag or twist.
- ⇒ Be sure to never drag panels when removing them from a bundle as Eco-Metal will not take any responsibility for damages from mishandling.
- ⇒ Proper equipment must be worn at all times.
- ⇒ Before lifting, push panel sideways to break suction between 2 panels.
- ⇒ **DO NOT** lift panels by the edges of the topface, panel's face will separate from core.
- ⇒ **DO NOT** lift panels by insulation.
- ⇒ When the panel must be rolled or turned on its edge, roll panel onto its female edge and place cushioning material under the edge to prevent crushing and finish damage.

### **Vacuum Lift Equipment:**

ROXUL® mineral fiber panels are much heavier than EPS (Styrofoam) panels. The recommended method of lifting is with a vacuum lifting or suction device.



